

2019

FILING SEASON SUMMARY

Community Tax Centers



Total returns:

20,075



Total refunds:

\$35.4M

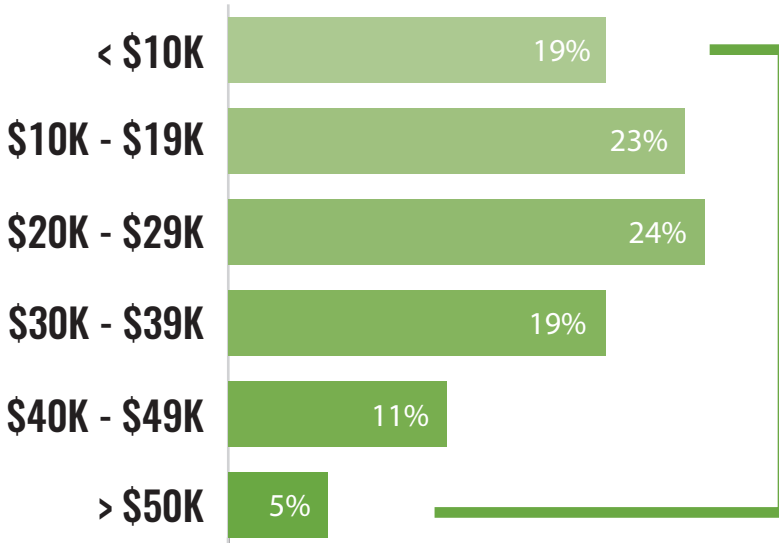


Average refund:

\$2,177

SITE	RETURNS	REFUND TOTAL
Community Financial Center - North	6,240	\$ 11,215,849
Community Financial Center - South	5,587	\$ 10,139,355
Lifeworks	1,619	\$ 2,923,098
Asian American Resource Center	1,558	\$ 2,799,715
Southeast Health and Wellness Center	1,442	\$ 2,590,422
Round Rock Public Library	1,172	\$ 2,117,788
Drop-off Program	1,374	\$ 1,995,762
Self-preparation Program	594	\$ 1,095,604
Out-of-Scope Program	489	\$ 518,195

PERCENTAGE OF CLIENTS SERVED by ADJUSTED GROSS INCOME (AGI)



622 VOLUNTEERS

dedicated

29,870 HOURS

of service

Average AGI:

\$24,674



The **Earned Income Tax Credit**
accounted for approximately

\$13.2 million

of the refund total

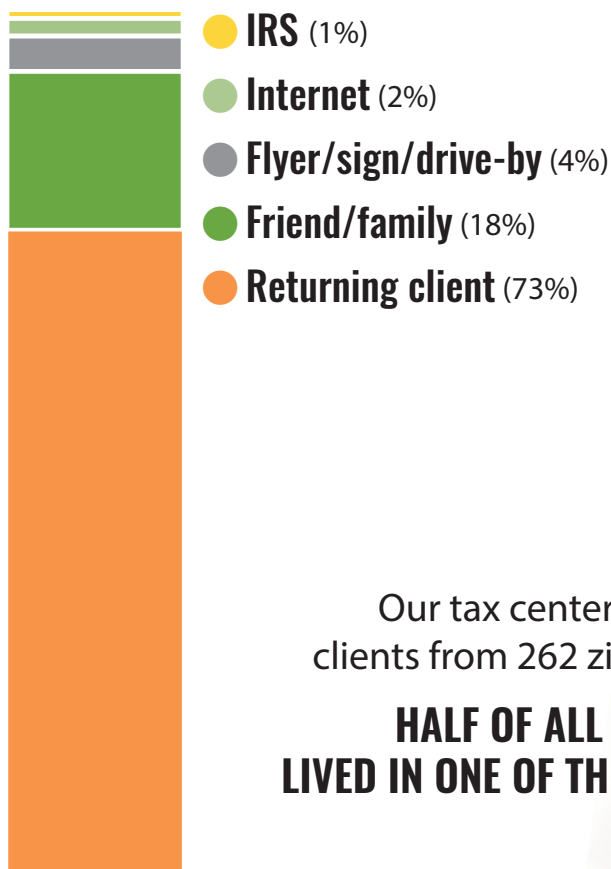


The **Child Tax Credit**
accounted for an additional

\$13.0 million

in refunds

HOW DID YOU HEAR ABOUT US?




1,359 CLIENTS



placed a portion of their refund in a **savings account** or purchased a **Savings Bond**.

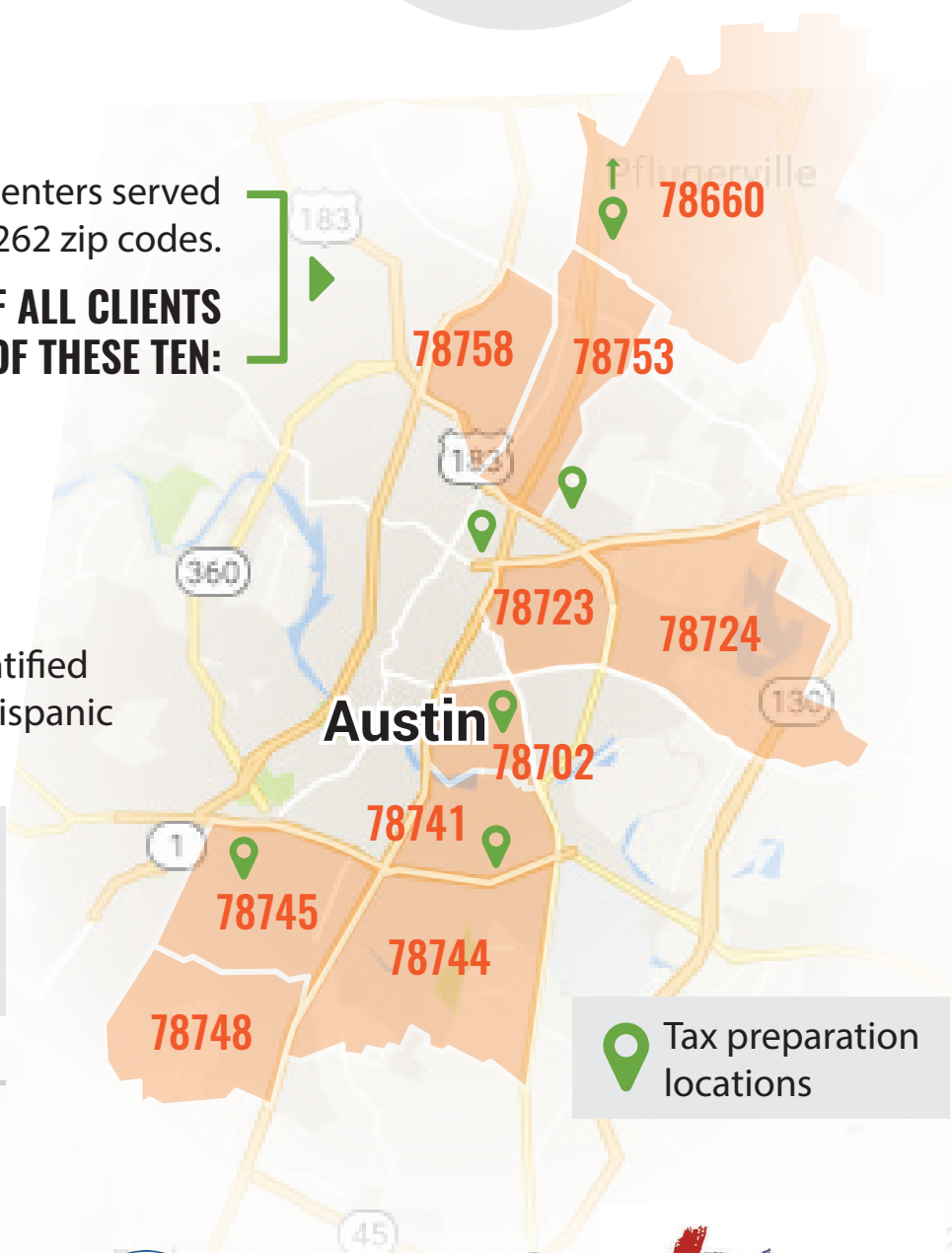
Our tax centers served clients from 262 zip codes.

HALF OF ALL CLIENTS LIVED IN ONE OF THESE TEN:



60% of clients identified as Latino or Hispanic

The average client:
single Hispanic female with 1 dependent



737-717-4000
CommunityTaxCenters.org



Michael & Susan Dell
FOUNDATION



ROUND ROCK, TEXAS
PURPOSE. PASSION. PROSPERITY.