

2022

FILING SEASON SUMMARY

Prosper Tax Help



Total returns:

10,959



Total refunds:

\$24.1M

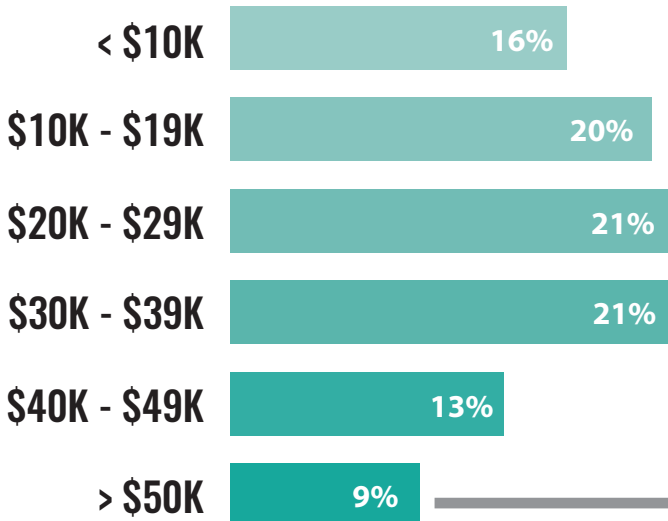


Average refund:

\$2,809

SITE	RETURNS	REFUND TOTAL
Prosper Center - North	4,535	\$ 10,346,792
Prosper Center - South	3,726	\$ 8,577,168
Drop-Off Program	1,131	\$ 2,109,757
Round Rock Public Library	348	\$ 812,124
Montopolis Recreation Center	326	\$ 738,343
Goodwill Community Center	108	\$ 247,251
Turner Roberts Recreation Center	36	\$ 83,223
Special Tax Services	358	\$ 546,345
Self-preparation	391	\$ 666,855

PERCENTAGE OF CLIENTS SERVED BY ADJUSTED GROSS INCOME (AGI)



315 VOLUNTEERS
dedicated
17,582 HOURS
of service

Average AGI:

\$27,785

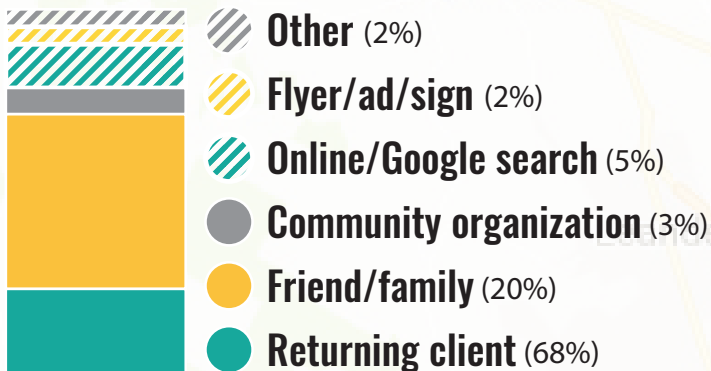


The **Earned Income Tax Credit**
accounted for approximately
\$7.4 million
of the refund total



The **Child Tax Credit**
accounted for an additional
\$9.1 million
in refunds

HOW DID YOU HEAR ABOUT US?



Our tax centers served clients from 205 zip codes.

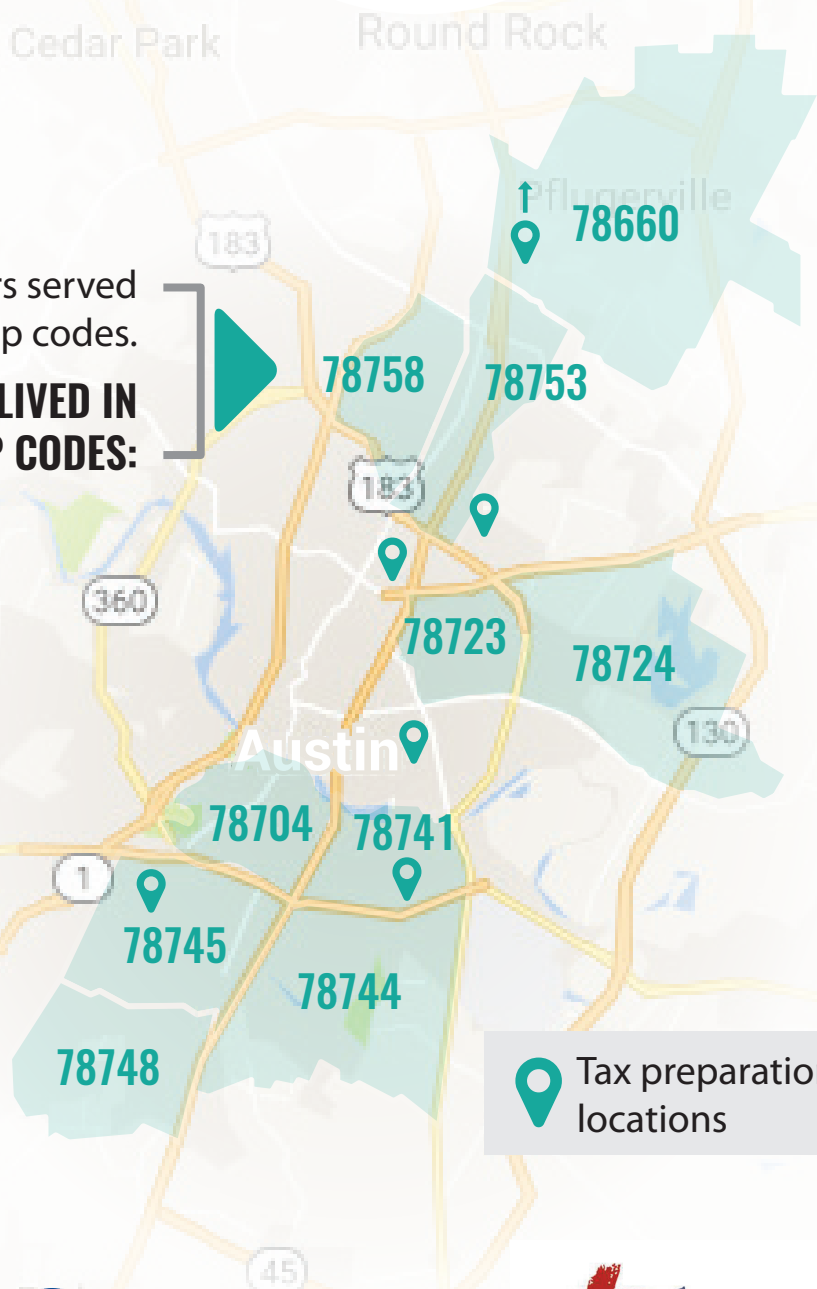
HALF OF ALL CLIENTS LIVED IN ONE OF THESE TEN ZIP CODES:



55% of clients identified as Latino or Hispanic

The average client:

47-year-old single Hispanic female with 1 dependent



737-717-4000
ProsperCenters.org



Michael & Susan Dell
FOUNDATION



ROUND ROCK, TEXAS
PURPOSE. PASSION. PROSPERITY.